

SWTL 4538

Skid Steer Loader



Sunward USA Corp

Address: 2710 Geesling Rd, Denton, Texas 76208

Phone: 469-353-6890 (Main), 469-353-6891 (Fax)

469-353-6876 (Sales), 469-353-6878 (Dealers)

469-353-6883 (Warranty), 469-353-6886 (Parts)

Email: info@sunwardusa.com

sales@sunwardusa.com

warranty@sunwardusa.com

parts@sunwardusa.com

Web: www.sunwardusa.com

- Engine power 74.3 hp (55.4kW)
- Machine weight 9700 lb (4400kg)
- Rated operating capacity 2650 lb (1200kg)

Please read the manual book and maintenance book before operation. Changes are periodically added to the information, and Sunward may change the products or services described in this book at any time without announcement. All rights of this manual book reserve to Sunward.

SWTL EN 2019




◆ Strong Power



The customized Kutoba engine imported with original packaging can reach the strictest emission standards (EU Stage5 and EPA T4F), and it features strong power, high reliability, low noise, energy saving and environmental protection.

◆ Unique Vertical Lifting Working Unit



Unique vertical lifting working unit, which contains bigger lifting capacity, higher lifting height and longer discharge distance.



Operation with pilot handles

◆ Pilot Handles

Traveling and actions are all controlled by pilot handles, featuring light and handy and agile operations.



◆ Double Accelerator Control

Adapt double accelerator control, hand accelerator for constant power in workplace, pedal accelerator for bucket loading.


◆ Closed Hydrostatic Traveling System

Static hydraulic traveling system, equipped by advanced anti-overloading hydraulic device, large-torque motor, big driving force, with self-brake function, safe and reliable.



◆ Standard Quick Coupler

Adapt to international common quick coupler, fast change various kinds attachment. Majority of attachments can be used in Sunward skid steer loader.



Equipped with heater and air conditioning, choose appropriate configuration depending on different regions.



- Wide space and good vision, easy in and out, all of button and switch is reachable.
- Conform to FOPS/ROPS standard cab structure.
- Three-level electric starting protection system.
- Complete warning beacon, warning signal and reverse horn.
- Rear window detachable.



◆ **Standard Hydraulic Horizontal Hoisting**



Standard hydraulic horizontally, lift the movable boom ensure invariant bucket angle with the ground, to prevent falling material, reduce the labor intensity of the operating personnel.

◆ **Emergency Descent Function of Working Unit**

The boom can safely conduct the emergency descent in case of the stalling of engine.



Maintenance & Repair



- A** Air filter
- B** Oil return filter
- C** Hydraulic oil tank cap
- D** Fuel filter
- E** Oil-water separator
- F** Fuel tank cap
- G** Engine oil filter
- H** Auxiliary tank
- L** Heater valve switch



Equipment

The standard and optional equipment varies from country to country.
For more information, please contact with us.

Cab Unit		Working Unit	
FOPS/ROPS Cab, open, lift up	<input type="radio"/>	Standard quick coupler	<input checked="" type="radio"/>
FOPS/ROPS Cab, lift up	<input checked="" type="radio"/>	Standard bucket	<input checked="" type="radio"/>
Safety armrest	<input checked="" type="radio"/>	External counterweight	<input type="radio"/>
Adjustable seat	<input checked="" type="radio"/>	Various accessories	<input type="radio"/>
Centralized panels	<input checked="" type="radio"/>	Electrical System	
Double-accelerator Control	<input checked="" type="radio"/>	Front LED work light	<input checked="" type="radio"/>
Pilot control handles	<input checked="" type="radio"/>	Warning light	<input checked="" type="radio"/>
Fan heater	<input checked="" type="radio"/>	Backup alarm	<input checked="" type="radio"/>
Air conditioner	<input type="radio"/>	Horn	<input checked="" type="radio"/>
High-back mechanical suspension seat	<input type="radio"/>	External power supply	<input type="radio"/>
Hydraulic System		Attachments electronic control system	<input type="radio"/>
Boom-Emergency decent	<input checked="" type="radio"/>	Rear work LED light	<input type="radio"/>
Auto-levelling	<input checked="" type="radio"/>		
Standard/High flow system	<input checked="" type="radio"/>		
2-speed	<input type="radio"/>		

● Standard equipment

○ Optional equipment

Multi-function



Snow Blower



Cold Planer



Ditcher



Compact



Mixer



Auger



Breaker



4 in 1 bucket



Delver



Snow Blade

Product Parameter

Operation Parameter		
A	Maximum overall height	in (mm) 160.6 (4079)
B	Height to hinge pin	in (mm) 126.9 (3222)
C	Height to top of cab	in (mm) 81.5 (2071)
D	Height to bottom of level bucket	in (mm) 119.8 (3044)
E	Length without standard bucket	in (mm) 116.9 (2969)
F	Length with sandard bucket	in (mm) 147.6 (3750)
G	Maximum dump angle	degrees 44
H	Dump height	in (mm) 97.1 (2467)
J	Dump reach	in (mm) 35.1 (891)
K	Rolback angle (bucket on ground)	degrees 30
L	Rolback angle at maximum height	degrees 89
M	Crawler base	mm 63.0 (1600)
P	Ground	mm 9.0 (228)
Q	Departure angle	degrees 34
R	Turning radius from center (Coupler)	in (mm) 53.9 (1368)
S	Turning radius from center (Bucket)	in (mm) 88.7 (2253)
T	Turning radius from center (Machine rear)	in (mm) 68.7 (1744)
U	Bumper overhang behind rear axle	in (mm) 33.7 (855)
V	Track gauge	in (mm) 76.8 (1950)
W	Bucket width	in (mm) 79.3 (2015)
Performance		
	Operating weight	lb (kg) 9700 (4400)
	Rated operating capacity	lb (kg) 2650 (1200)
	Tipping load	lb (kg) 7570 (3430)
	Breakout force curl	lb (kg) 7470 (3385)
	Breakout force lift	lb (kg) 5740 (2600)
	Travel speed	mph (kph) 4.8/8.1 (7.8/13)
	Track size	Rubber Track 450Wx56Lx86P
Engine		
	Brand	KUBOTA
	Model	V3307-CR-TE5B
	Type	4-cylinder, water cooling, diesel engine
	Emission level	EPA Tier4F / EU Stage V
	Power	hp (kW)/rpm 74.3 (55.4)/2600
	Peak torque	lb-ft (N·m)/rpm 195.5 (265)/1500
Electrical System		
	Starter	V/kW 12/3.0
	Alternator rating	V/A 12/80
	Battery	Ah 120
Service Refill Capalities		
	Hydraulic tank	gal (L) 10.6 (40)
	Fuel tank	gal (L) 23.8 (90)
Hydraulic System		
	Hydraulic flow_standard	gpm (lpm) 23.8 (90)
	Hydraulic flow_high flow	gpm (lpm) 34.4 (130)
	Standard flow pressure	psi (bar) 3045 (210)
	High flow pressure	psi (bar) 3045 (210)

Worldwide Network for Sales and Service

